






































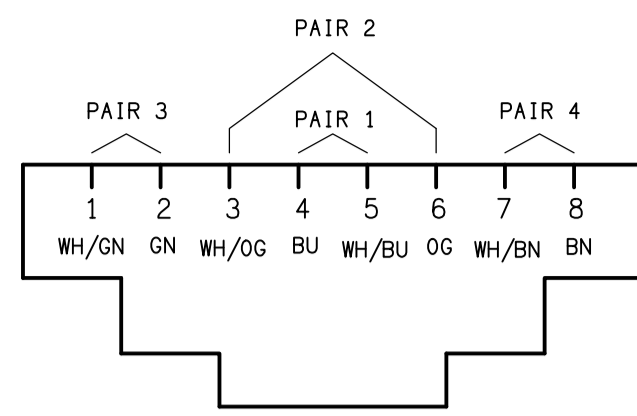


LEGEND

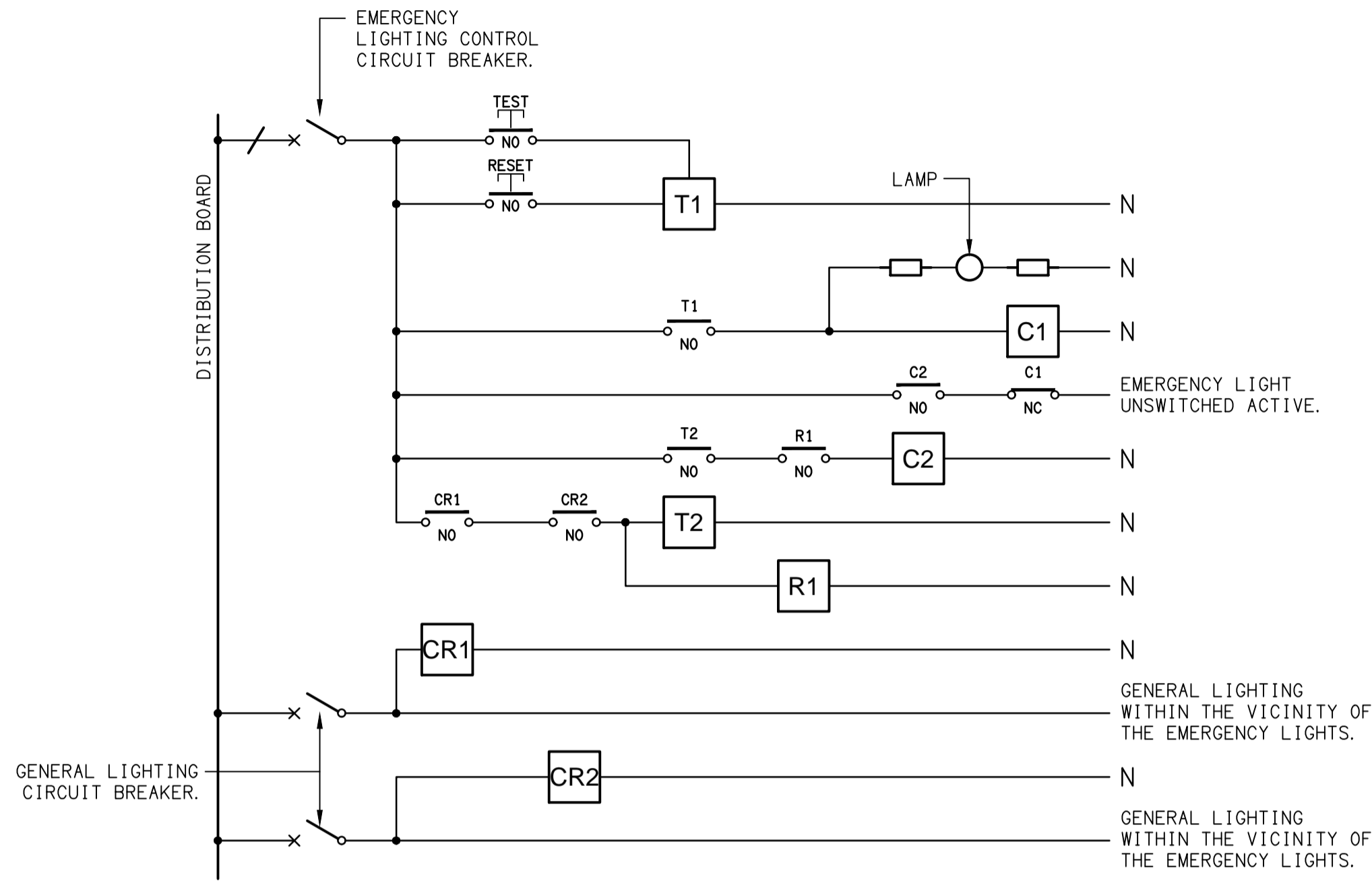
-  ELECTRICAL SERVICES SWITCHBOARD.
-  SWITCHBOARD / CONTROL PANEL NOT PROVIDED AS PART OF THE ELECTRICAL SUBCONTRACT.
-  SINGLE POWER OUTLET.
-  DOUBLE POWER OUTLET.
-  SPECIAL PURPOSE POWER OUTLET.
-  SINGLE PHASE ISOLATOR.
-  THREE PHASE ISOLATOR.
-  CONDUIT ROUTE.
-  LIGHTING CONTROL SWITCH PANEL.
-  CIRCUIT LINE.
-  SWITCH LINE.
-  ONE-WAY LIGHT SWITCH.
-  LIGHTING CONTROL CHANNEL.
-  DB-x - Py POWER CIRCUIT DESIGNATION. DENOTES DB AND CIRCUIT.
-  ELECTRICAL EQUIPMENT AS NOTED.
-  RJ45 COMMUNICATIONS OUTLET.
-  CAT-6 CONTROL CABLE.
-  CR-A COMMUNICATIONS RACK.
-  Bx BASKETBALL HOOP CONTROL ACCESS, TYPE AS NOTED.
-  REFER TO DETAIL NOTED FOR THE AREA SHOWN HATCHED. ADDITIONAL OUTLETS & FITTINGS MAY BE SHOWN ON DETAIL.
-  ES SECURITY ELECTRIC STRIKE.
-  KP SECURITY KEY PANEL.
-  C SECURITY CAMERA.
-  RS SECURITY REED SWITCH.
-  PTI SECURITY PRO TRI TECH INTRUDER DETECTOR.
-  DTI SECURITY DUAL TECH INTRUDER DETECTOR.
-  L1 PIZO SIREN.
-  L1: HIGH BAY.
-  L2: 1200 LONG UNSWITCHED SURFACE BATTEN, C/W NON-MAINTAINED EMERGENCY BATTERY PACK.
-  L3: 1200 LONG SURFACE BATTEN C/W MOVEMENT SENSOR.
-  L4: 1200 LONG SURFACE SECURITY BATTEN.
-  L5: WALL LIGHT.
-  EX: EMERGENCY EXIT LIGHT.
-  F1: CEILING FAN.
-  FC: CEILING FAN CONTROLLER.
-  P1: PROJECTOR.
-  SB: SCORE BOARD.
-  CP: SCORE BOARD CONTROL PANEL.
-  SC: SHOT CLOCK.

EQUIPMENT:

- TEST - TEST PUSH BUTTON MOUNTED ON THE DISTRIBUTION BOARD ESCUTCHEON.
- RESET - RESET PUSH BUTTON MOUNTED ON THE DISTRIBUTION BOARD ESCUTCHEON.
- LAMP - AMBER TEST INDICATING LAMP MOUNTED ON THE DISTRIBUTION BOARD ESCUTCHEON.
- T1 - ADJUSTABLE 0-3 HOUR TIMED RELAY.
- T2 - 15 MINUTE RUN-ON TIMER TO OPERATE UPON THE RETURN OF MAINS POWER.
- Cx - CONTACTOR x.
- CRx - CONTROL RELAY x.
- Rx - RELAY x.



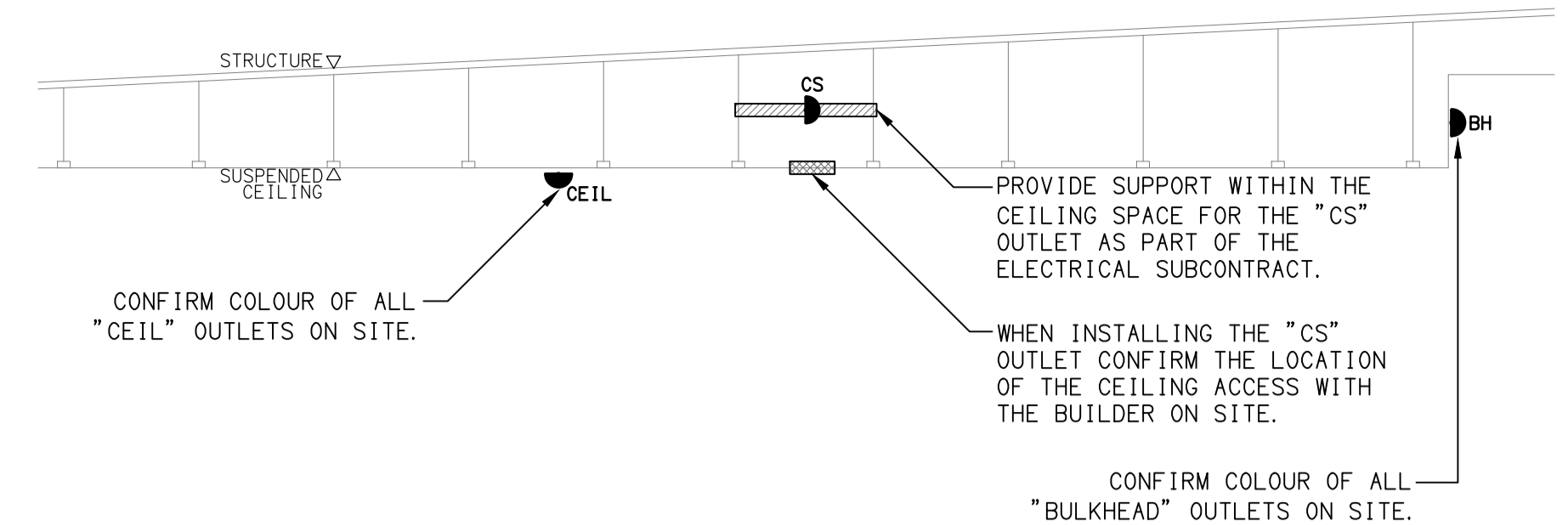
SCHEMATIC
RJ45 PINOUT CONFIGURATION
NOT TO SCALE



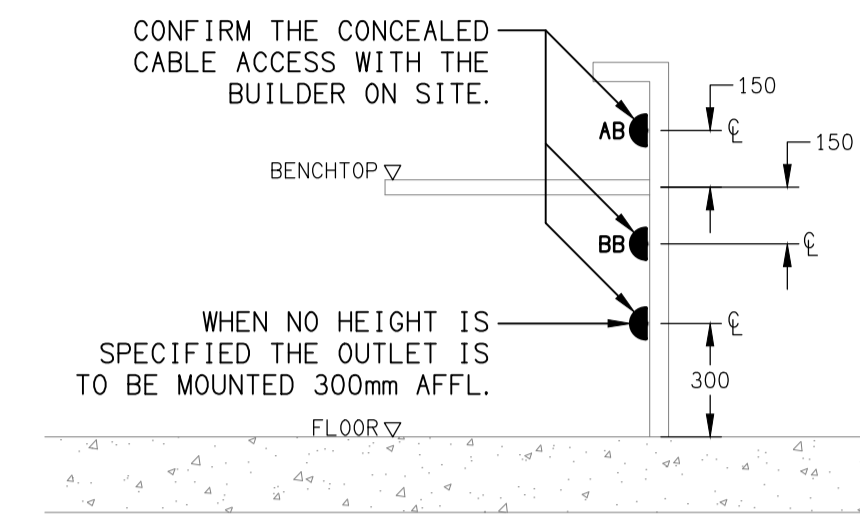
SCHEMATIC
EMERGENCY LIGHTING
NOT TO SCALE

NOTES

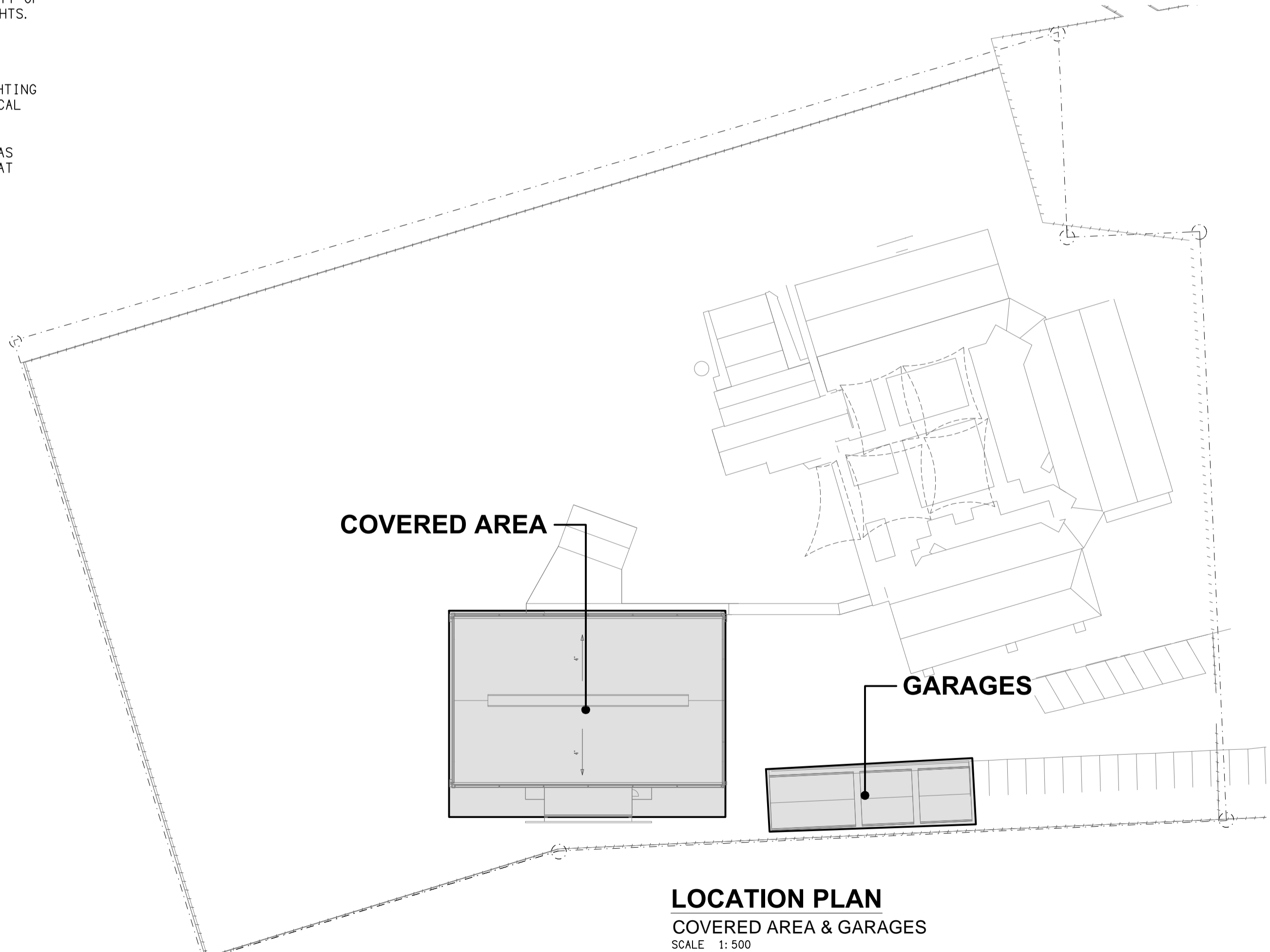
1. THE EMERGENCY LIGHT UNSWITCHED ACTIVE / GENERAL LIGHTING SWITCHED ACTIVE CIRCUIT ARRANGEMENT AND CONTROL IS TYPICAL FOR ALL CIRCUITS SUPPLYING EMERGENCY LIGHTS.
2. PROVIDE ADDITIONAL CONTROL RELAYS (CRx) CONFIGURED AS PER CR1 AND CR2 FOR ALL ADDITIONAL LIGHTING CIRCUITS THAT SUPPLY LIGHTS IN THE VICINITY OF THE EMERGENCY LIGHTS.



NOTE
THE MOUNTING ARRANGEMENTS AND OUTLETS SHOWN ON THIS DETAIL ARE GENERIC AND MAY NOT BE REQUIRED ON THIS PROJECT.



DETAIL
TYPICAL OUTLET MOUNTINGS
NOT TO SCALE



LOCATION PLAN
COVERED AREA & GARAGES
SCALE 1:500

ELECTRICAL DESIGN GROUP BRISBANE PTY LTD
ACN 092 710 793
TRADING AS:
ELECTRICAL DESIGN GROUP

THE COPYRIGHT OF THIS DRAWING REMAINS THE PROPERTY OF THE ELECTRICAL DESIGN GROUP.
USE FIGURED DIMENSIONS IN PREFERENCE TO SCALE.
ALL DIMENSIONS TO BE VERIFIED ONSITE.

ELECTRICAL DESIGN GROUP
ELECTRICAL BUILDING SERVICES CONSULTANTS
BRISBANE GOLD COAST
P.O. Box 15, Sherwood Q.4075
Phone: (07) 3278 4375
Email: brisbane@edg.net.au
Web: www.edg.net.au

PROJECT:
FLEXIBLE LEARNING CENTRE, MT ISA COVERED AREA
74 ABEL SMITH PARADE, MOUNT ISA CITY

D	CONSTRUCTION	16/03/2026
REV:	DESCRIPTION:	DATE:
DRAWING: ELECTRICAL SERVICES LEGEND & LOCATION PLAN		
SCALE: 1:500	PROJECT NO: C3423a	DRAWING NO: E01
AT A1	REVISION: D	